



LS 4000 4 Meter Satellite Earth Station Antennas

C Band & KU Band



- ✓ Aluminum spun system one piece reflector
- ✓ Parabolik Prime Focus
- ✓ AZ/EL or Polar Mount
- ✓ Easy Installation

Electronic Performance Specifications

Frequency	3.7.....4.2 Ghz	10.95.....12.2 Ghz
Gain At Midband	43 db	52 db
WSWR	1.25.1	1.25.1
Beamwidth -3db	1.40	0.38
<u>Antenna Noise Temperature</u>		
10° Elevation	40° K	62° K
20° Elevation	34° K	53° K
40° Elevation	29° K	49° K
<u>Sidelobe Pattern</u>		
<u>Performance</u>		
1st Sidelobe	-14 db	-14 db
Antenna F/D Ratio	0.40	0.40
Focal Length	183 cm	183 cm

Mechanical Product Specifications

Reflector Material	Aluminium Thickness 3mm
Azimuth Travel	360° Continuous
Elevation Travel	5° to 85° Continuous
Surface Accuracy	0.3 mm Reflector
Weight Reflector	125 Kg
Weight Pedestal	85 Kg
Operation Wind Speed	120 Kmh
Reflector Surface	Color White Polyamid Paint
Pedestal	Hot Galvanized
Foundation Sizes	150 * 150 * 40 cm
Concrete Volume	1.5 m ³
Reinforcing Steel	30 Kg

Laser LS 4000

4 meter Satellite Earth Station Antenna is 3 mm thickness and 1050 quality produced with special quality aluminium and Spun system machinery is used for production.

Reflector is being moulded at the diameter of 410 cm. as one piece. Because the size of the reflector creates problem in the shipping the reflector is cut in half and shipped in transportation cases.

It can only be transported inside Turkey in a case produced by our company.


It is crucial to ship the reflector as one piece right from the mould to the customer which causes the antenna to work at higher performances and ideal for montage.

- ✓ The stands for the antennas are AZ/EL or Polar Mount and hot galvanized.
- ✓ The finalized dish is special polyamide paint.

With easy montage Laser 4 meter antennas are designed for maximum performance and mechanical trustibility.

We strongly advise you to read this instruction manuel before assembling the antenna to learn the correct order of montage.

Feed Support and Feed Horn



Picture 01


Antenna Focal Adjustment

4 meter Antenna focal length is 183 cm. Adjust the Feed Horn to 183 cm. with 3 units screws located in the center of the Feed Horn Mount



Picture 02

AZ/EL Mount



Picture 03

Installed AZ/EL in Dish



Picture 04

- ✓ One of the connection units at the ring at the back of the dish is numbered.
- ✓ The same number is also at the side of the dish.
- ✓ Both numbers should be aligned at the same level during installation.


Antenna Dish Test

- ✓ Before installation lay down the dish and with four people pull tight good quality thin rope from four ends as demonstrated in the picture.
- ✓ The ropes should touch each other comfortably at the crossing point. In case one of the ropes is higher than the other then correct dish by pushing slightly from opposite sides.
- ✓ Apply same procedure from a number of different points.
- ✓ For the best result you should apply this procedure most correctly.



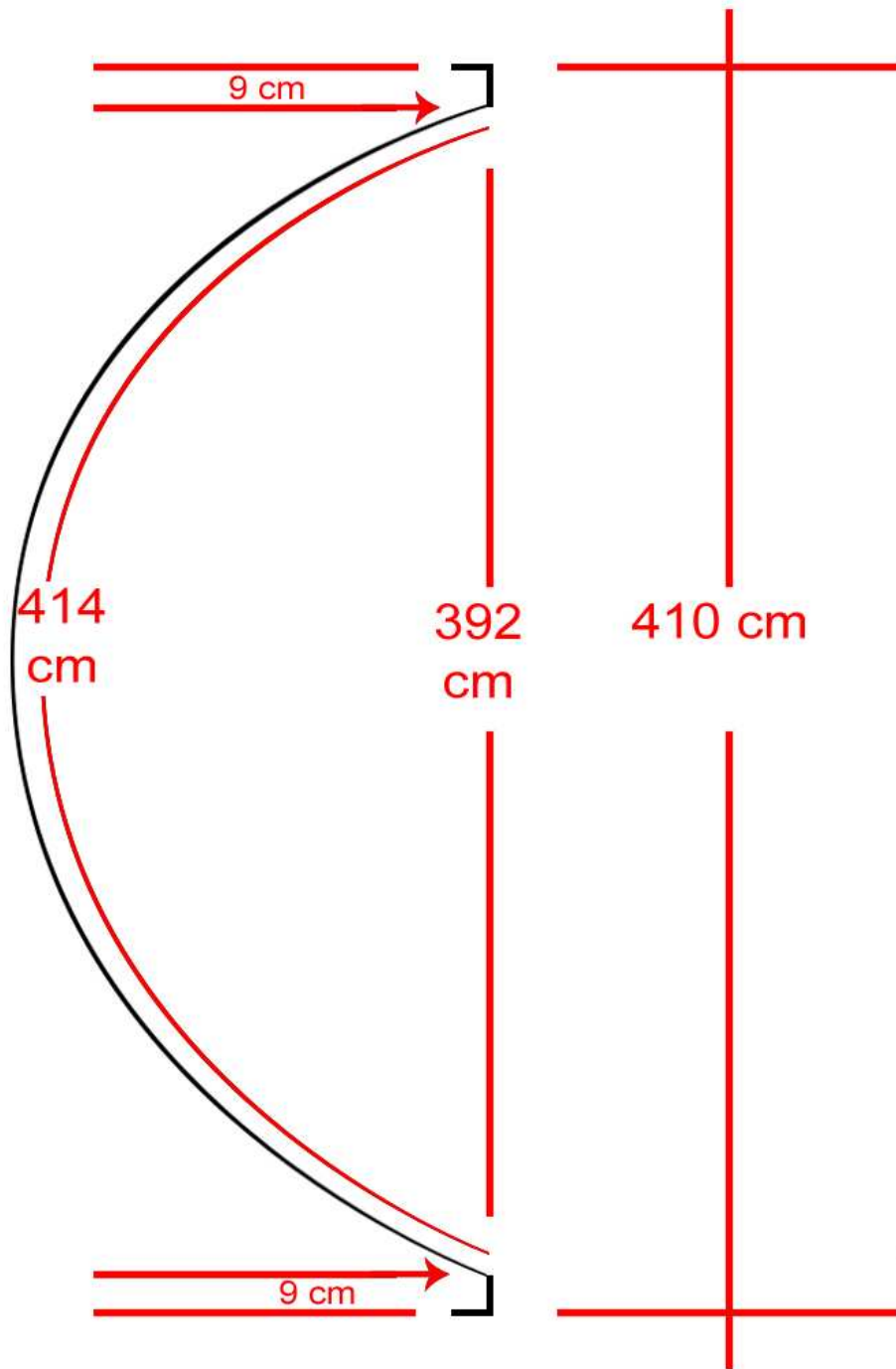
Picture 5

Polar Mount



Picture 6

4 Meter Dish sizes





Laser Elektronik Ayazađa Factory

LASER ELEKTRONİK SAN. TİC. LTD. ŐTİ.

Head Office

Sıraselviler Cad. Hocasade Sok. No:20 Taksim / İstanbul
Tel: +90 (212) 249 56 72 Fax: +90 (212) 251 92 74

Factory

Ayazađa Cendere mevkii. Kemerburgaz yolu üzeri. No:39
Tel: +90 (212) 289 09 58 Fax: +90 (212) 289 09 56

laserltd@hotmail.com

